

THIS LIMITED WARRANTY. ANY IMPLIED WARRANTIES THAT MAY BE IMPOSED BY LAW ARE LIMITED IN DURATION TO THE TERMS OF THIS LIMITED WARRANTY. IN NO EVENT WILL PREMIERONE BE LIABLE TO A CUSTOMER, OR ANY THIRD PARTY, FOR ANY DAMAGES IN EXCESS OF THE PURCHASE PRICE OF THE PRODUCT ALLEGED TO BE DEFECTIVE. IN ADDITION, PREMIERONE SHALL IN NO EVENT BE LIABLE TO A CUSTOMER, OR ANY THIRD PARTY, FOR ANY DIRECT OR INDIRECT DAMAGES OR OTHER SPECIAL, INCIDENTAL, EXEMPLARY OR CONSEQUENTIAL DAMAGES ARISING OUT OF THE FAILURE OF THE PRODUCT TO COMPLY WITH THIS LIMITED WARRANTY, INCLUDING, BUT NOT LIMITED TO, DAMAGE OR LOSS OF OTHER PROPERTY OR EQUIPMENT. THE REMEDIES OF CUSTOMER SET FORTH IN THIS LIMITED WARRANTY ARE EXCLUSIVE. NOTWITHSTANDING ANYTHING CONTAINED HEREIN TO THE CONTRARY, PREMIERONE'S LIABILITY WITH RESPECT TO THE PRODUCT, IN ALL INSTANCES, SHALL BE LIMITED TO THE REPAIR OR REPLACEMENT OF THE PRODUCT ALLEGED TO BE DEFECTIVE.

Some states do not allow the exclusion or limitation of incidental or consequential damages or limitation of the duration of an implied warranty, so the above limitations or exclusions may not apply to the customer. This Limited Warranty gives the customer specific legal rights, and the customer may also have other rights which may vary from jurisdiction to jurisdiction.

4. Additional Warranty Exclusions. In addition to the exclusions set forth above, this Limited Warranty does not cover Product defects, caused, in whole or in part,

by any one or more of the following circumstances or conditions: (a) adjustments or corrections to Product due to improper Product installation; (b) improper assembly or improper Product installation; (c) Product failure due to the application or installation of non-PremierOne approved accessories, pieces, hardware, and additions; (d) failure to properly install related Product accessories, pieces, hardware, and additions; (e) Product exposure to conditions outside of the scope of PremierOne's Product performance specifications; (f) improper maintenance and care of the Product, before, during, or after installation; (g) modification or refabrication, partial or otherwise, of the Product; and (h) accidents.

This Limited Warranty does not cover any labor, including labor related to the removal, replacement, installation, or disposal of a defective Product.


5. Miscellaneous. The rights and obligations of the parties hereunder shall be interpreted and governed in accordance with the laws of the State of Wisconsin. Any claim, dispute, controversy, or action arising out of or related to the enforcement of this Limited Warranty, regardless of the existence and nature of any purchase and sale documents related to the Product, shall be filed or brought in the Brown County Circuit Court, Green Bay, Wisconsin, or in the United States Federal District Court for the Eastern District of Wisconsin, Green Bay, Wisconsin. If any provision of this Limited Warranty is deemed or held to be illegal, invalid, or unenforceable, under any present or future laws of any applicable jurisdiction, this Limited Warranty shall be considered divisible and inoperative as to such provision to the extent it is deemed to be illegal, invalid, or unenforceable, and in all other respects, this Limited Warranty shall remain in full force and effect.

© 6-2019 Made in Canada

www.premieroneproducts.com For Technical Support Call (800)982-1840



P6100 WHOLE HOUSE POLARIZED MEDIA AIR CLEANER Installation and Maintenance Instructions



The PremierOne P6100 polarized media air cleaner is the most, efficient, powerful, and effective electronic air cleaner on the market today. Properly installed, the air cleaner creates a healthier living environment by removing harmful air pollutants.

UNPACKING THE UNIT

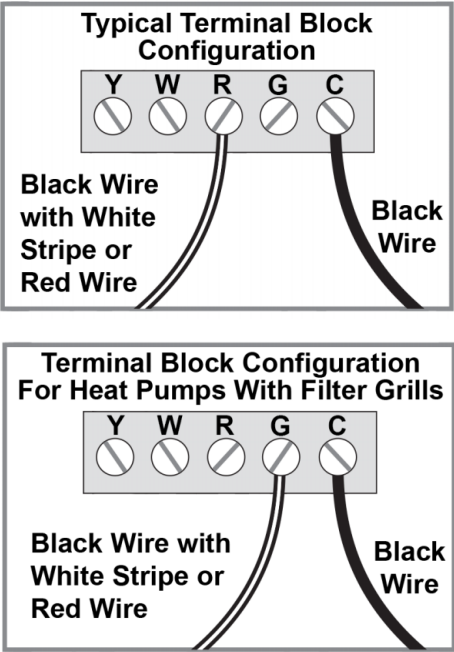
The following parts are included:

- P6100 polarized media panel
- Two (2) filter pads. (one installed)
- Power cord

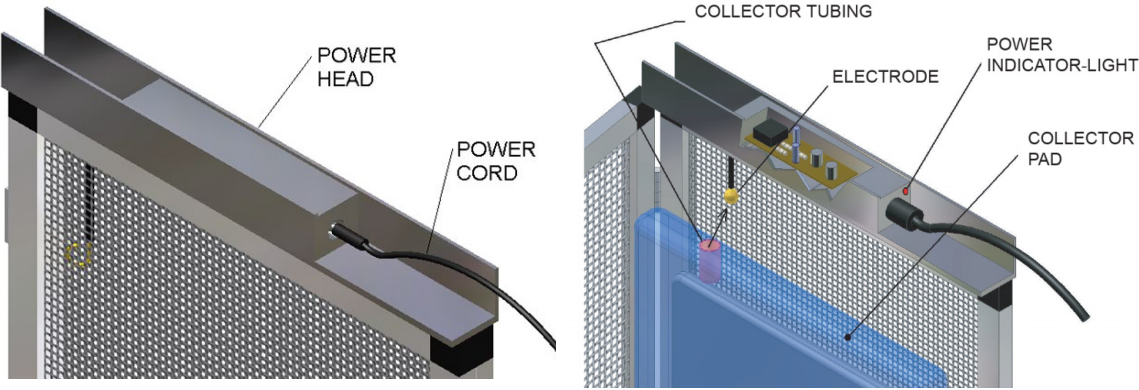
INSTALLATION

- 1. Turn off power to the air handler
- 2. Remove the existing filter from the track.
- 3. All forced-air systems have an internal 24 volt AC power source to which the air cleaner may be connected without overloading other circuits. Before connecting your Air Panel, you must locate the 24 volt AC power source.
- 6. After locating the 24 VAC power supply, connect the leads of the power cord as illustrated in our electrical wiring diagram. Connect the black wire with white stripe (or red wire) to R and the other wire to C. See diagram (Typical Terminal Block Configuration)

For a heat pump with filter grill(s) connect the black wire with white stripe (or red wire) to G and the other wire to C. Doing so will energize the air cleaner only when the fan operates. See diagram (Terminal Block Configuration for Heat Pumps With Filter Grills)



- 7. Slide the Air Panel into the track and plug the power cord into the power head. (As shown below)



PERIODIC MAINTENANCE

Your collector cushion pad should last 2 to 4 months, depending on the amount of air pollutants and fan usage. For maximum effectiveness of the home electronic air cleaner, we recommend that the fan control on the thermostat be in the ON position.

Warning: Failure to change the collector pad on a regular basis will result in a reduction of air flow through the air handler system. This can cause short cycling of your air handler system and may cause damage to your equipment.

REPLACEMENT FILTER KITS

Replacement filter pads available from your contractor come in packs of three (3) which is usually enough for one year.

REPLACING THE PAD

- 1. Turn off the power on the air handler.
- 2. Open the air handler filter access door.
- 3. Unplug the 24 volt power-cord from the power head.
- 4. Remove the Air Panel.
- 5. Clean heavy accumulated dust on the outside screen with a vacuum.
- 6. Open the panel and remove the Collector Pad and discard it into a garbage bag to avoid dust.
- 7. Insert the collector pad by sliding the electrode into the color tubing built into the pad.
- 8. Close the air panel and plug the 24 volt power cord into the power head.
- 9. Restore the air handler power.

Note: You may hear a little snapping noise at the beginning. This is normal and is caused by variations in temperature and humidity. The snapping noise should cease after a few hours of operation. If the noise persists, contact or your electronic air cleaner dealer.

LIMITED WARRANTY

1. Limited Warranty. Except as set forth herein, PremierOne Products, Inc. (“PremierOne”) warrants PremierOne PureFlo Polarized Media Air Cleaner (the “Product”) to be free from defects in manufacturing, materials, and workmanship for the life of the Product; provided, however, that such warranty shall only apply to the customer who originally purchased the Product (the “Limited Warranty”). With respect to a party, who is not the original purchaser of the Product, PremierOne’s Limited Warranty shall extend to said party for, only, a period of four (4) years from the date of the Product’s original purchase by the original customer.

2. Remedy. In the event of a Product failure as the result of a defect in manufacturing, materials, or workmanship. PremierOne, at its option, will: (a) provide to the customer the appropriate replacement for the defective Product; or (b) repair the Product found to be defective. In the event that PremierOne elects to repair

or replace the Product, such repaired or replaced Product shall be warranted, as set forth in this Limited Warranty, for the lifetime of such repaired or replaced Product.

3. Warranty Exclusions. This Limited Warranty is the only express warranty (written or oral), applicable to the Product and no individual or entity is authorized to modify or expand this Limited Warranty. While warranty claims must be processed through, and approved by, a PremierOne wholesaler/reseller and accompanied by a “RGA Number,” customers are encouraged to call PremierOne at (800) 982-1840 for assistance and guidance through the claim procedure.

ALL IMPLIED WARRANTIES, INCLUDING, BUT NOT LIMITED TO, IMPLIED WARRANTIES FOR MERCHANTABILITY AND FITNESS FOR A PARTICULAR PURPOSE, ARE HEREBY DISCLAIMED. PREMIERONE EXPRESSLY DISCLAIMS ALL WARRANTIES NOT STATED IN