



# 530ERV

## ENGINEERING DATA

### TOTAL RECOVERY CORES

The cross-flow energy recovery cores transfer heat and water vapour between the two airstreams. They are easily removed for cleaning or service.

### MOTORS

Two PSC, 2 speed single shafted, 120 VAC, 4.5 Amps each (9 total on high speed). HP- 1/4, 1450 RPM. MCA: 11.3 MOP: 15 Watts - total on high speed - 1032.

### FILTERS

2" pleated MERV 8 filters in supply and exhaust air streams.

### BLOWERS

Slide easily in / out of unit. Centrifugal type rated at 700 CFM (329 L/s) free air delivery. Each air stream has one single shafted motor driving a centrifugal blower.

**CONNECTION DUCT SIZES** - Four - 14" x 8" (356 mm x 200 mm).

**MOUNTING** Unit to be set on support brackets hung by threaded rod type apparatus (brackets and rods not provided).

### CABINET

Unit has front and back access doors and electrical panel can be switched to either side giving installer flexibility in duct direction. 20 gauge prepainted galvanized steel (G60) for superior corrosion resistance. Insulated with foil faced insulation where required to prevent exterior condensation.

### ELECTRONICS

Integrated microprocessor circuit board. Built-in interlock contacts. Optional remote speed control.

### FROST PREVENTION

Temperature sensor activated, periodically shuts down supply motor. Drains not required.

**WEIGHT** 260 LBS (118 KG) **SHIPPING WEIGHT** 310 LBS. (141 KG)

### CONTROL OPTION

#### 99-BC04 Lifebreath Ventilation Control

- 2 speed fan setting (Low/High)
- 2 modes of operation: Ventilation, 20/40
- Compatible with 99-DET02 Wireless Timers
- 3 wire connection; 20 gauge wire (minimum)

## WARRANTY

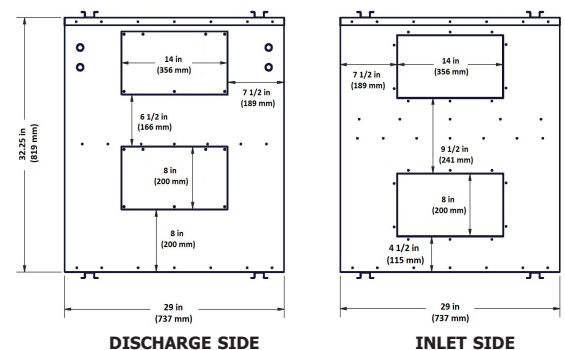
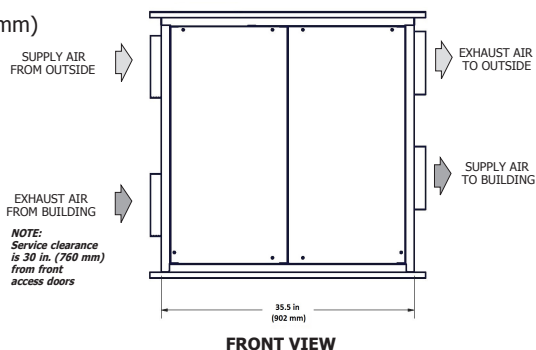
Units carry a 10 year warranty on the ERV core and a 2 year replacement parts warranty.

## DIMENSIONS inches (mm)

**NOTE:** The 530ERV model may easily be reversed in the field. Refer to page 22 for installation instructions.

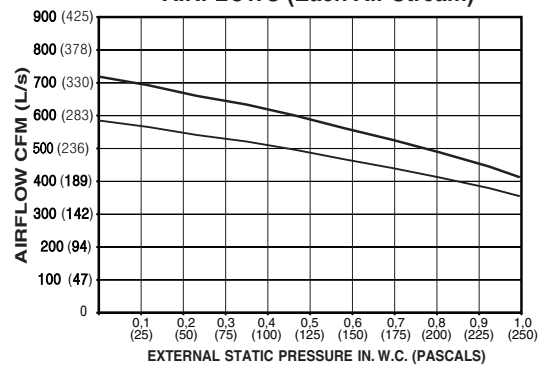
All units conform to CSA and UL standards

**NOTE:** All specifications are subject to change without notice.

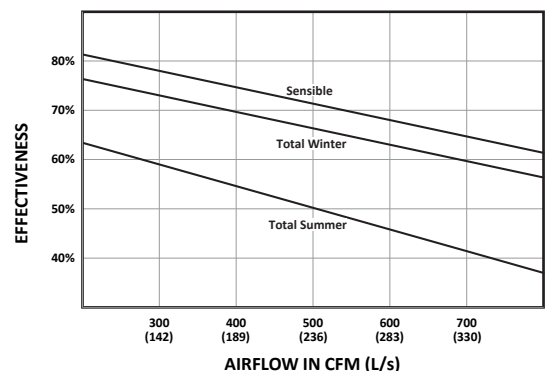


## PERFORMANCE

### AIRFLOWS (Each Air Stream)



### TOTAL EFFECTIVENESS



**AHRI 1060 Certified Core:**  
Contains two 68-280

### TIMER OPTIONS

#### 99-DET01 Lifebreath 20/40/60 Minute Timer

- Initiates high speed Ventilation for 20, 40 or 60 minutes
- 3 wire connection; 20 gauge wire (minimum)

#### 99-DET02 Lifebreath WIRELESS 20/40/60 Minute Timer

- Initiates high speed Ventilation for 20, 40 or 60 minutes
- Wirelessly connects to main control for ease of installation
- 40' approximate range

#### 99-RX02 Lifebreath WIRELESS Repeater

- Used to extend range of 99-DET02 Wireless Timers when Timers are out of range
- Plugs into 120V power outlet and wirelessly connects to main control and 99-DET02

Date: \_\_\_\_\_

Tag: \_\_\_\_\_ Qty: \_\_\_\_\_

Project: \_\_\_\_\_

Engineer: \_\_\_\_\_

Contractor: \_\_\_\_\_

Supplier: \_\_\_\_\_

Quote#: \_\_\_\_\_

Submitted by: \_\_\_\_\_