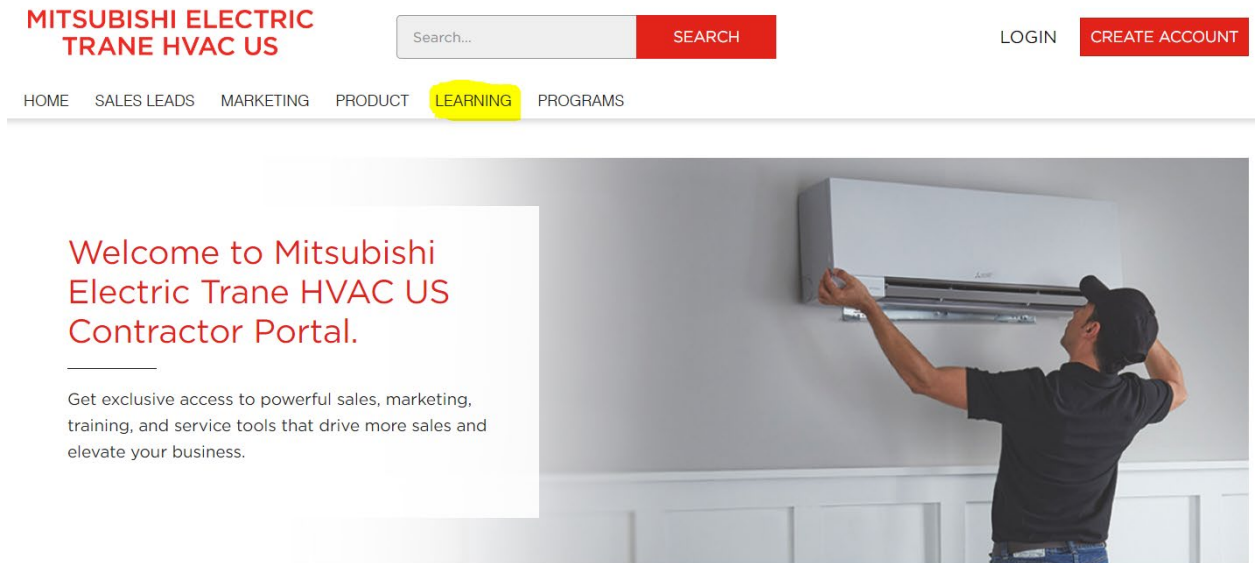
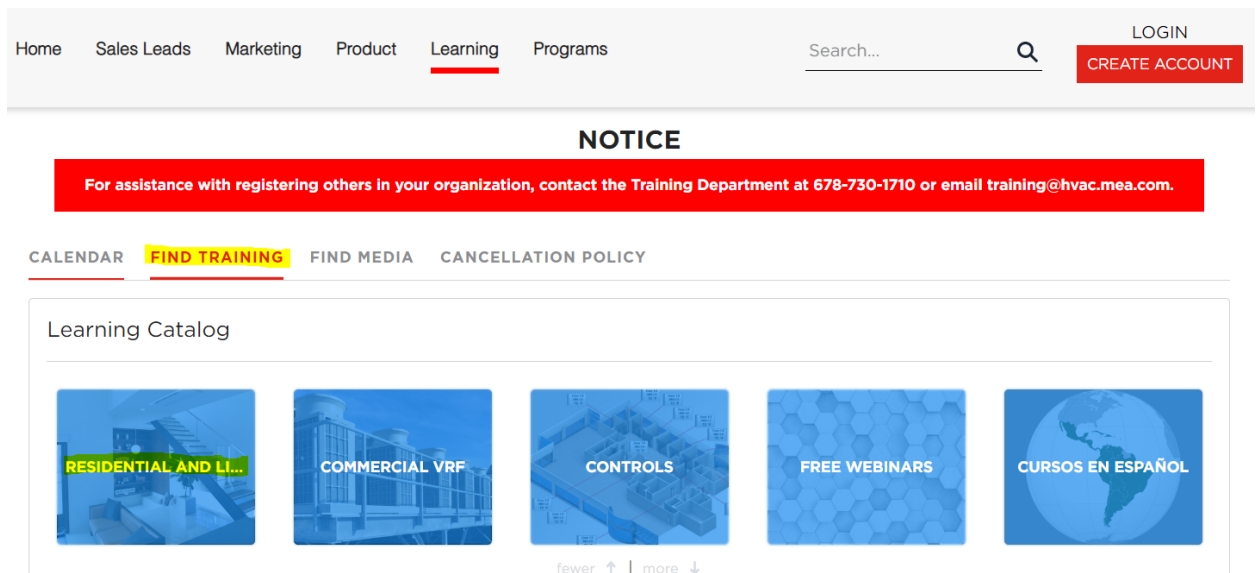


MITSUBISHI ELECTRIC TRANE HVAC US

- To access the Cold Climate Air Source Heat Pump Sizing and Design Training please see below:
- Log into the contractor portal: <https://meushvac.force.com/Contractor/s/>



- Select “Learning”
- Select “Find Training”



- Select “Residential and Light Commercial”

- Search keyword “Cold”

MY LEARNING HOME

← Back


RESIDENTIAL AND LIGHT COMMERCIAL

List View

COLD



- Scroll down to the course “Cold Climate Air Source Heat Pump Sizing and Design”

 Not Registered

NOT REGISTERED

Register

Cold Climate ASHP Sizing and Design Training (Course)

fewer ↑ | more ↓

- Click “register”
- Click “Launch”
- If you have any issues contact mbrigham@hvac.me.com for support.

