

Installation Instruction

Carrier/Bryant

Roof Top Units - Optional Mounting to Concrete or Stand

Usage Chart and Instructions

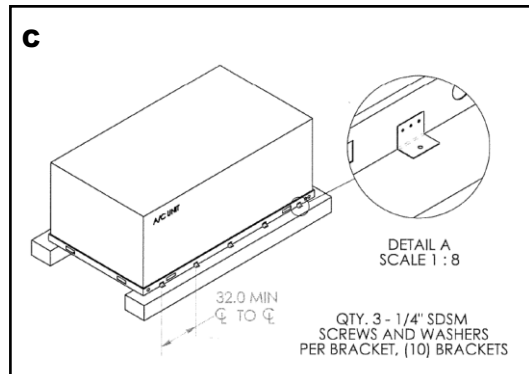
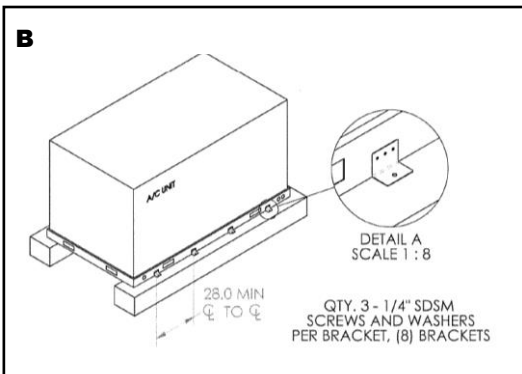
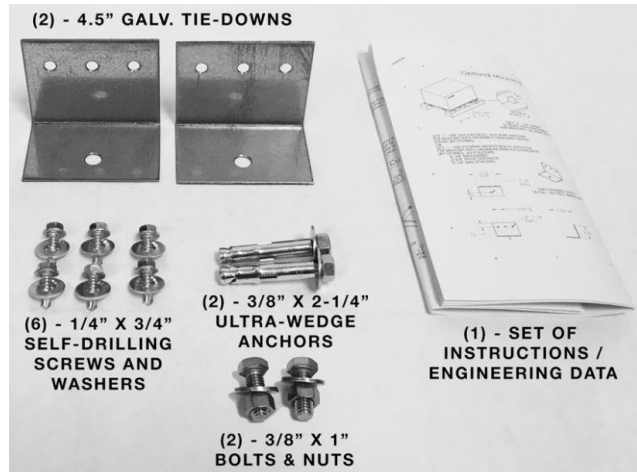
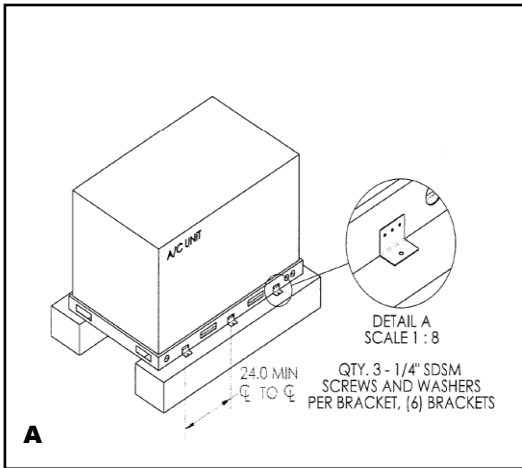
Description/Name: Tie Down Bracket for Concrete or Stand
 Part Number: CBTDC-KGR

Kit includes:

Qty. 2	Tie down Brackets
Qty. 6	1/4" x 3/4" Self-Drilling Screws with Washers
Qty. 2	3/8" x 2-1/4" Ultra-Wedge Anchors (Note this is for Concrete Installations)
Qty. 1	Instructions
Qty. 2	3/8" x 1" Bolts, Washer and Nuts (Note this is for Rails Systems)

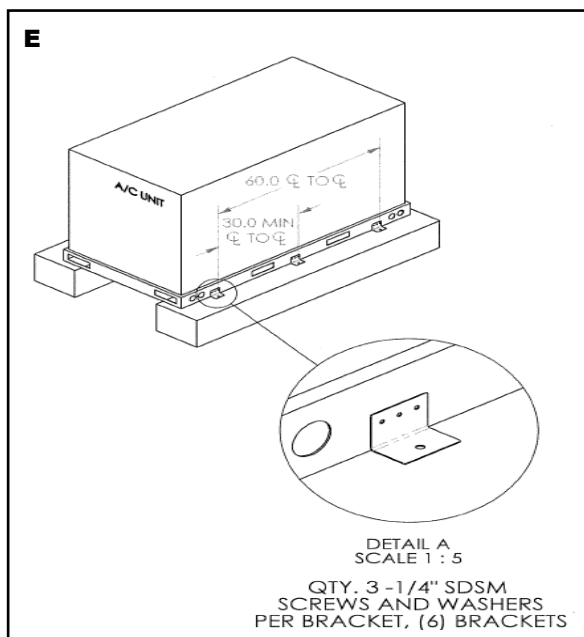
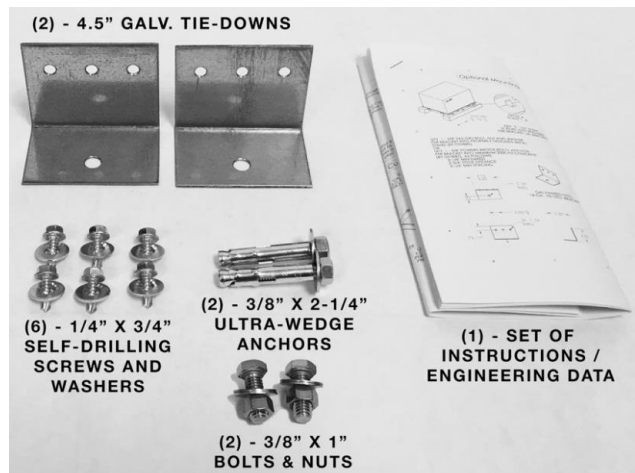
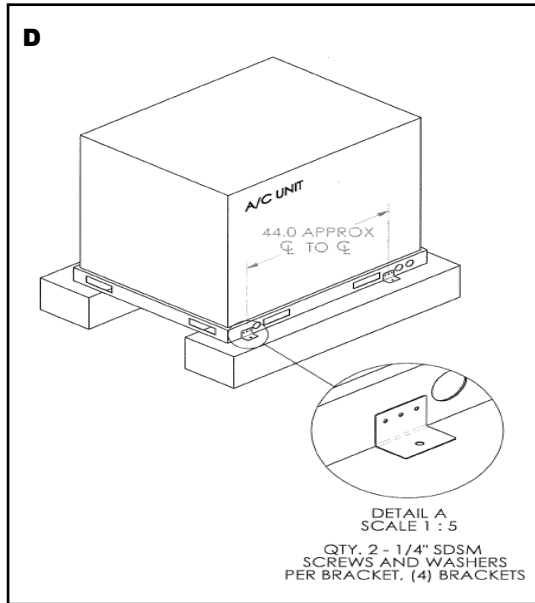
Roof Top Unit Chassis Identifier	Carrier Model Number and Tonnage	Bryant Model Number and Tonnage	Number of Kits Required
A Chassis 1, 2, 3 & 4	48/50 FC, TC, TCQ, 04 through 07, 48/50 GC, KC, KCQ, HC, HCQ, LC 04 through 06 48/50 TC 08 through 14, 50TCQ 08 through 12 48/50HC 07 through 12, 50HCQ 07 through 09 48/50LC 07	580J/558J, 548J, 582/559K 04 through 07, 582J/559J, 547J, 581J/551J, 581/551K 04 through 06 580J/558J 08 through 14, 548J 08 through 12, 581J/551J 07 through 12, 549J 07 through 09	3 Kit
B Chassis 5	48/50HC 16, 50TCQ and 48/50HC 14, 50HCQ 12, 48/50LC 08 through 12	580J/558J 16, 548J 14, 581J/551J 14, 549J 12	4 Kits
C Chassis 6, 7, 8 & 9	48/50TC 17 through 30, 50TCQ 17 & 24, 48/50HC 17 through 28, 48/50LC 14 through 26	580J/558J 17 through 30, 548J 17 through 24, 581J/551J 17 through 28	5 Kits

IMPORTANT: for additional details visit our e Commerce Website at: fl.carrierenterprise.com



Carrier/Bryant Condensing Units - Optional Mounting to Concrete or Stand Usage Chart and Instructions

Roof Top Unit Chassis Identifier	Carrier Model Number and Tonnage	Bryant Model Number and Tonnage	Number of Kits Required
D Chassis 3 & 4	38AUD Size 12 through 14 38AUZ and 38AUQ 07 through 14	569J--D 12 through 14 569J--A and 575J 07 through 14	2 Kit
E Chassis 6 & 7	38AUD, 38AUZ, and 38AUQ 16 38AUD, 38AUZ, and 38AUQ 25	569--D, 569J--A, 575J 16 569--D, 569J--A, 575J 25	3 Kits



SPECIAL NOTE: If you are installing the aforementioned units on a **roof curb** you need to use a different kit all together. Visit the fl.carrierenterprise.com website and view under dealer resource for Carrier/Bryant Z-Brackets.