



i-Vu® Building Automation System i-Vu® Open Link

Part Number: CIV-OL

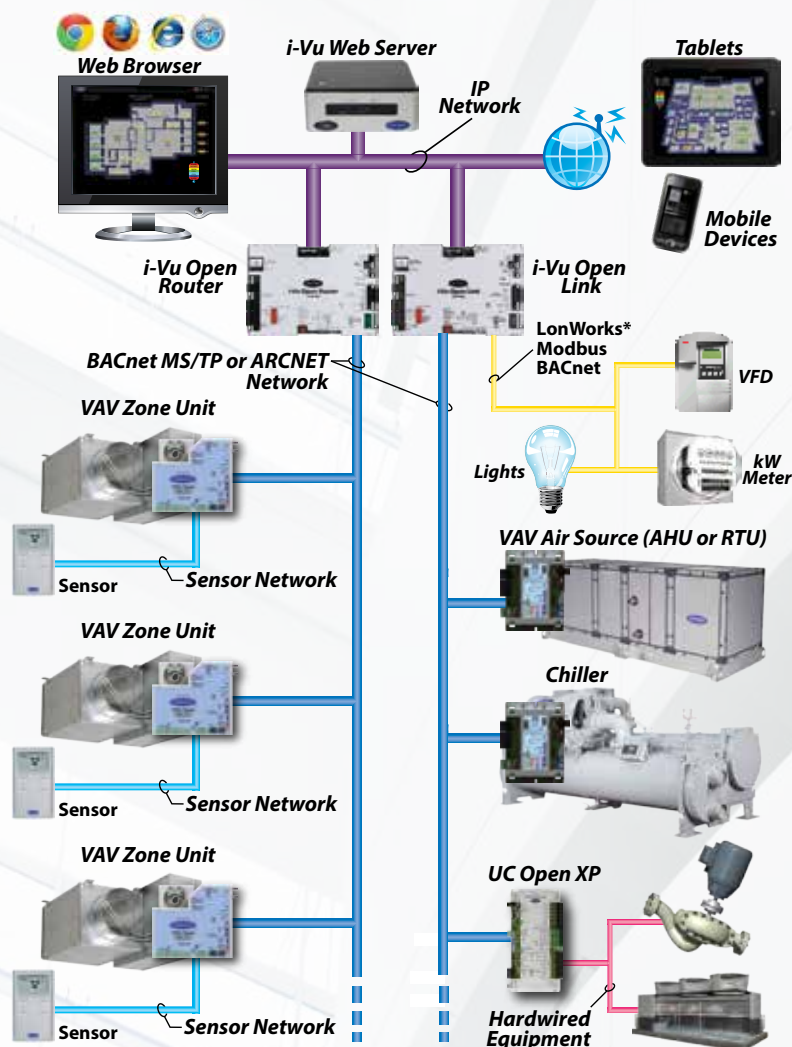


The i-Vu® Building Automation System provides everything you need to access, manage, and control your building, including the powerful i-Vu user interface, plug-and-play BACnet controllers, and state-of-the-art Carrier equipment.

The i-Vu Open Link allows you to integrate other manufacturers' equipment into the i-Vu Building Automation System. Support for BACnet, Modbus®, and LonWorks® protocols is standard, making it easy to tie in equipment such as VFDs, boilers, and lighting in order to complete your Carrier system. Each i-Vu Open Link module supports up to 500 third party points. Only Modbus and LonWorks points are counted - BACnet points do not count against the 500 point limit.


The i-Vu Open Link also provides BACnet routing capabilities between the i-Vu Building Automation System backbone (BACnet/IP), and a subnetwork of Open controllers (BACnet MS/TP and/or ARCNET). It connects to the Ethernet LAN and provides access to a BACnet MS/TP or ARCNET network of Open controllers directly from an i-Vu Open web server that resides on the Ethernet. It also increases the capacity of the i-Vu System by allowing individual BACnet MS/TP networks (with up to 60 controllers each), and BACnet ARCNET networks (with up to 99 controllers each), to be connected together via the i-Vu building automation system backbone.

The i-Vu Building Automation System



Up to 60 BACnet Controllers per MS/TP network
Up to 99 BACnet Controllers per ARCNET network
Up to 500 third party points per i-Vu Open Link

*requires Serial LonTalk Adapter (SLTA-10), available from Echelon Corporation.



VFDs



Boilers



Lighting





i-Vu® Building Automation System

i-Vu® Open Link

Part Number: CIV-OL

Communication Ports	<p>Port E1: 10/100 BaseT Ethernet port for LAN, BACnet IP, and/or Modbus TCP/IP communications</p> <p>Port S1: EIA-485 port for BACnet MS/TP communications (9600 bps, 19.2 kbps, 38.4 kbps, & 76.8 kbps). i-Vu Open and third party BACnet MS/TP controllers can be connected to this port simultaneously as long as the baud rates are the same.</p> <p>BACnet port: For communication with the controller network using ARCNET 156 kbps</p> <p>Local Access port: For system start-up and troubleshooting or i-Vu Open Link Configuration (115.2 kbps);</p> <p>Port S2: Configurable EIA-485/EIA-232 port for connecting either:</p> <ul style="list-style-type: none">• Modbus network (RTU & ASCII modes), @ 9600 bps, 19.2 kbps, & 38.4 kbps.• LonWorks network. NOTE that the i-Vu Open Link requires an SLTA-10 adapter (sold separately through Echelon Corporation), to connect to the LonWorks network. <p>NOTE: Ports E1, S1, S2 and BACnet Port can operate simultaneously.</p>
Protection	Incoming power and network connections are protected by non-replaceable internal solid-state polyswitches that reset themselves when the condition that causes a fault returns to normal. The power and network connections are also protected against voltage transient and surge events.
Real-Time Clock	Battery-backed real-time clock
Battery	10-year Lithium CR123A battery provides a maximum of 720 hours of time retention during power outages. To conserve battery life, battery backup turns off after a specified number of days defined in the module driver.
Status Indicators	LED status indicators for Power, Port S1 (BACnet) communication, Port S2 (Third Party) communication, Ethernet port communication, archive valid, brownout, and low battery status. 7-segment module status display for running, error, and formatting status.
Addressing	Rotary DIP switches set Router Address of i-Vu Open Link
Listed by	UL916 (Canadian Std C22.2 No. 205-M1983), CE, FCC Part 15 – Subpart B – Class A
Environmental Operating Range	<p>Operating: -20 to 140° F (-29 to 60° C); 10 to 90% RH, non-condensing</p> <p>Storage: -24 to 140° F (-30 to 60° C); 10 to 90% RH, non-condensing</p>
Power Requirements	24 VAC ± 10%, 50-60 Hz, 24 VA power consumption, 26 VDC (25 V min, 30 V max), Single Class 2 source only, 100 VA or less
Physical	Rugged aluminum cover and removable screw terminal blocks
Dimensions	

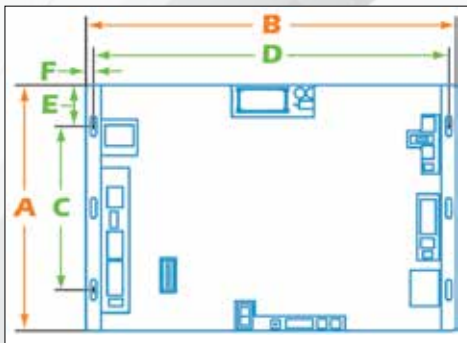
Overall

A: 7-1/2 in. (19.1 cm)
B: 11-5/16 in. (28.7 cm)

Mounting

C: 5 in. (12.7 cm)
D: 10-7/8 in. (27.6 cm)
E: 1-1/4 in. (3.2 cm)
F: 1/4 in. (.6 cm)

Depth: 1-1/4 in. (3.2 cm)
Weight: 1.4 lbs. (.64 kg)



CONTROLS EXPERT

Tested. Certified. Factory Authorized.

For more information, contact
your local Carrier Controls Expert.
Controls Expert Locator:
www.carrier.com/controls-experts

© Carrier Corporation 2017 Cat. No. 11-808-465-01 Rev. 06/17
Manufacturer reserves the right to discontinue, or change at any time, specifications or designs, without notice and without incurring obligations. Trademarks are properties of their respective companies and are hereby acknowledged.